



From  
the People of Japan



GENERAL STATISTICS OFFICE



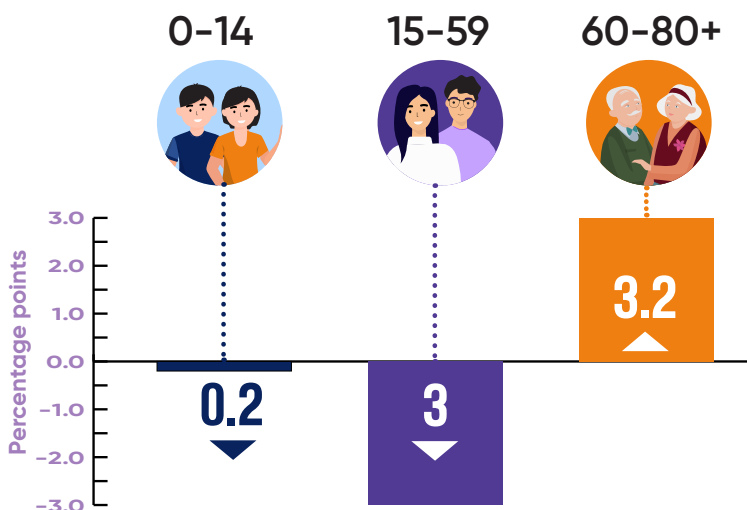
# AGE-SEX STRUCTURE OF THE POPULATION



The Population and Housing Census (PHC) 2019

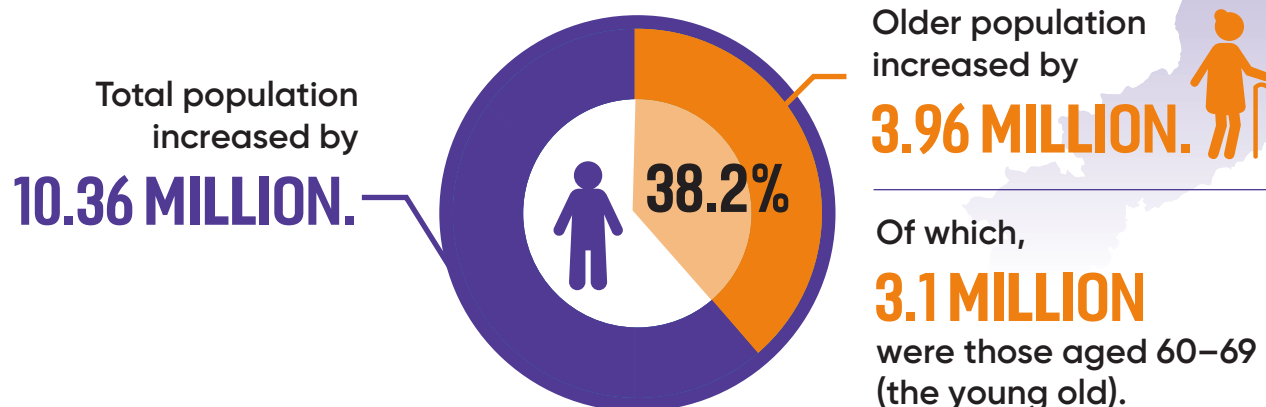
## A BIG CHANGE IN AGE-STRUCTURE OF THE POPULATION

Changes in the proportions of population groups in the total population in the 2009–2019 period (percentage points):



## A RAPID INCREASE IN THE NUMBER OF OLDER PERSONS

In the 2009–2019 period:



## A HIGH GROWTH RATE OF OLDER POPULATION

In the 2009–2019 period, on average, the annual growth rate of:

the total population was **1.14%**.

the older population was **4.35%**.

the young-old was **7.5%**.

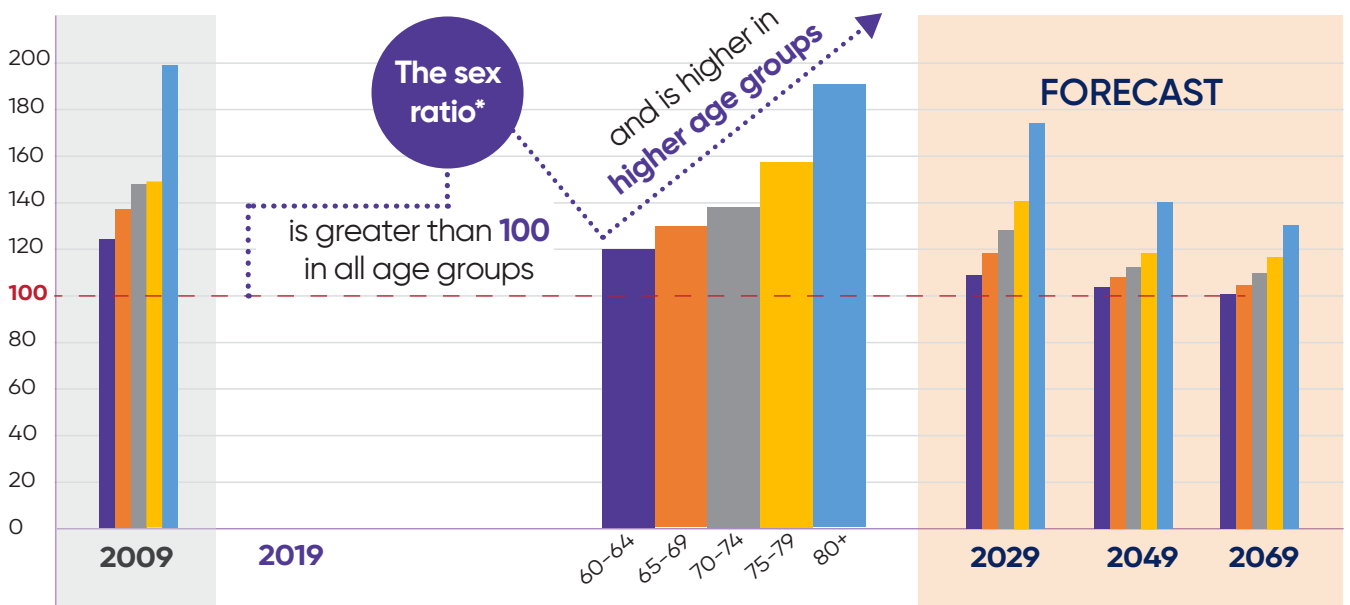


### FORECAST 2029–2069

The oldest-old group will have the highest growth rate and the level of increase.

Will reach **8.75** million in 2069

## UNBALANCED SEX STRUCTURE



\* Sex ratio is measured by the number of women to every 100 men in the same age (or age group).

## POLICY RECOMMENDATIONS

It is critical to quickly implement national strategies and policies responding to the rapid population ageing trend.

- Population ageing is an inevitable demographic trend. Especially in the context of limited economic resources, it is required to be well-prepared for this.
- Both the proportion and the number of older persons in the total population have increased in the past decade (2009 – 2019) and will continue to rise rapidly in the coming decades. This creates both opportunities and challenges in promoting roles of older persons as well as in taking care of them.
- A high proportion of older women in the older population requires gender-sensitive policies and programmes to meet the specific needs of older persons, especially older women.

